

This information is based on our present state of knowledge and is intended to provide general notes on our products and their uses. It should not therefore be construed as a warranty of specific properties of the products described or a warranty for fitness for a particular purpose.

Classified according to EU Directive 1999/45/EC
For further information see our "Material Safety Data Sheets".

Edition 7, 02.2008



SS-EN ISO 9001
SS-EN ISO 14001

UDDEHOLM DIEVAR

Uddeholm Dievar is a specially developed steel grade by Uddeholm, which provides the best possible performance.

The chemical composition and the very latest in production technique make the property profile outstanding. The combination of excellent toughness and very good hot strength gives Uddeholm Dievar a very good heat checking- and gross cracking resistance.

The steel is suitable in high demand hot work applications like die casting, forging and extrusion. The property profile makes it also suitable in other applications, e.g. plastics and High Performance Steel.

Uddeholm Dievar offers the potential for significant improvements in die life, thereby improving the tooling economy.

General

Uddeholm Dievar is a high performance chromium-molybdenum-vanadium alloyed hot work tool steel which offers a very good resistance to heat checking, gross cracking, hot wear and plastic deformation. Uddeholm Dievar is characterized by:

- Excellent toughness and ductility in all directions
- Good temper resistance
- Good high-temperature strength
- Excellent hardenability
- Good dimensional stability throughout heat treatment and coating operations

Type	Cr-Mo-V alloyed hot work tool steel
Standard specification	None
Delivery condition	Soft annealed to approx. 160 HB
Colour code	Yellow/grey

Improved tooling performance

Uddeholm Dievar is a premium hot work tool steel developed by Uddeholm. It is manufactured utilizing the very latest in production and refining techniques. The Uddeholm Dievar development has yielded a die steel with the ultimate resistance to heat checking, gross cracking, hot wear and plastic deformation. The unique properties profile for Uddeholm Dievar makes it the best choice for die casting, forging and extrusion.



Hot work applications

Heat checking is one of the most common failure mechanism e.g. in die casting and now days also in forging applications. Uddeholm Dievar's superior ductility yields the highest possible level of heat checking resistance. With Uddeholm Dievar's outstanding toughness and hardenability the resistance to heat checking can further be improved. If gross cracking is not a factor then a higher working hardness can be utilized (+2 HRC).

Regardless of the dominant failure mechanism; e.g. heat checking, gross cracking, hot wear or plastic deformation. Uddeholm Dievar offers the potential for significant improvements in die life and then resulting in better tooling economy.

Uddeholm Dievar is the material of choice for the high demand die casting-, forging- and extrusion industries.

Tools for die casting

Part	Aluminium, magnesium alloys
Dies	44–50 HRC

Tools for extrusion

Part	Copper, copper alloys HRC	Aluminium, magnesium alloys HRC
Dies	–	46–52
Liners, dummy blocks, stems	46–52	44–52

Tools for hot forging

Part	Steel, Aluminium
Inserts	44–52 HRC

Properties

The reported properties are representative of samples which have been taken from the centre of a 610 x 203 mm (24" x 8") bar. Unless otherwise is indicated all specimens have been hardened at 1025°C (1875°F), quenched in oil and tempered twice at 615°C (1140°F) for two hours; yielding a working hardness of 44–46 HRC.

Physical properties

Data at room and elevated temperatures.

Temperature	20°C (68°F)	400°C (750°F)	600°C (1110°F)
Density, kg/m ³ lbs/in ³	7 800 0,281	7 700 0,277	7 600 0,274
Modulus of elasticity MPa psi	210 000 30,5 x 10 ⁶	180 000 26,1 x 10 ⁶	145 000 21,0 x 10 ⁶
Coefficient of thermal expansion per °C from 20°C per °F from 68°F	– –	12,7 x 10 ⁻⁶ 7,0 x 10 ⁻⁶	13,3 x 10 ⁻⁶ 7,3 x 10 ⁻⁶
Thermal conductivity W/m °C Btu in/(ft ² h°F)	– –	31 216	32 223

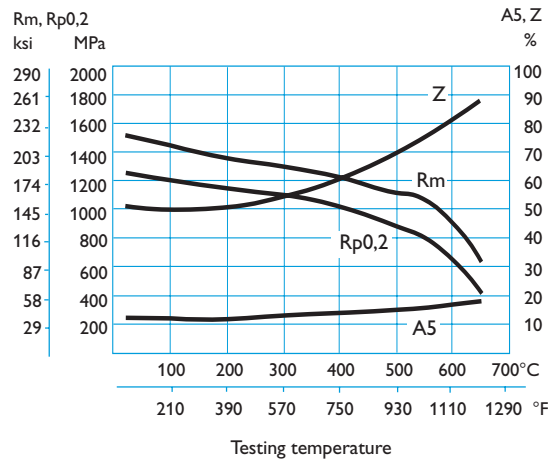
Mechanical properties

Tensile properties at room temperature, short transverse direction.

Hardness	44 HRC	48 HRC	52 HRC
Tensile strength R _m	1480 MPa 96 tsi 214 000 psi	1640 MPa 106 tsi 237 000 psi	1900 MPa 123 tsi 275 000 psi
Yield strength R _{p0,2}	1210 MPa 78 tsi 175 000 psi	1380 MPa 89 tsi 200 000 psi	1560 MPa 101 tsi 226 000 psi
Elongation A ₅	13 %	13 %	12,5 %
Reduction of area Z	55 %	55 %	52 %

TENSILE PROPERTIES AT ELEVATED TEMPERATURE

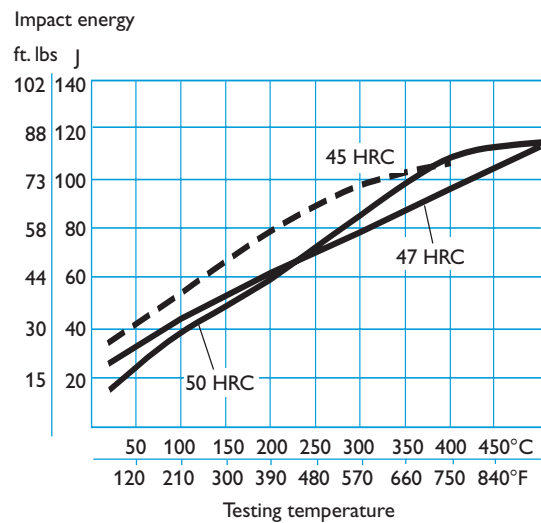
Short transverse direction.



Minimum average unnotched impact ductility is 300 J (220 ft lbs) in the short transverse direction at 44–46 HRC.

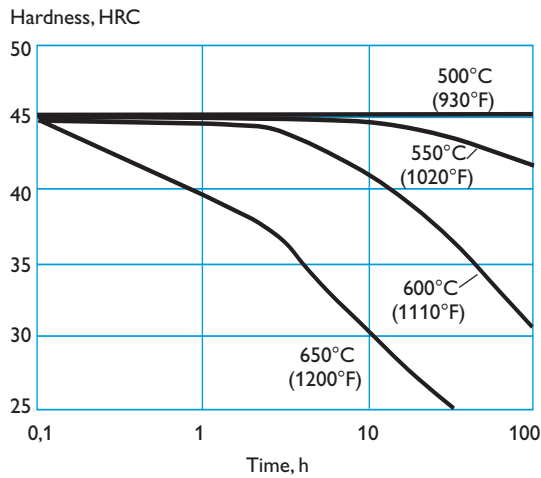
CHARPY V-NOTCH IMPACT TOUGHNESS AT ELEVATED TEMPERATURE

Short transverse direction.



TEMPER RESISTANCE

The specimens have been hardened and tempered to 45 HRC and then held at different temperatures from 1 to 100 hours.



Heat treatment— general recommendations

Soft annealing

Protect the steel and heat through to 850°C (1560°F). Then cool in furnace at 10°C (20°F) per hour to 600°C (1110°F), then freely in air.

Stress relieving

After rough machining the tool should be heated through to 650°C (1200°F), holding time 2 hours. Cool slowly to 500°C (930°F), then freely in air.

Hardening

Preheating temperature: 600–900°C (1110–1650°F). Normally a minimum of two preheats, the first in the 600–650°C (1110–1200°F) range, and the second in the 820–850°C (1510–1560°F) range. When three preheats are used the second is carried out at 820°C (1510°F) and the third at 900°C (1650°F).

Austenitizing temperature: 1000–1030°C (1830–1890°F).

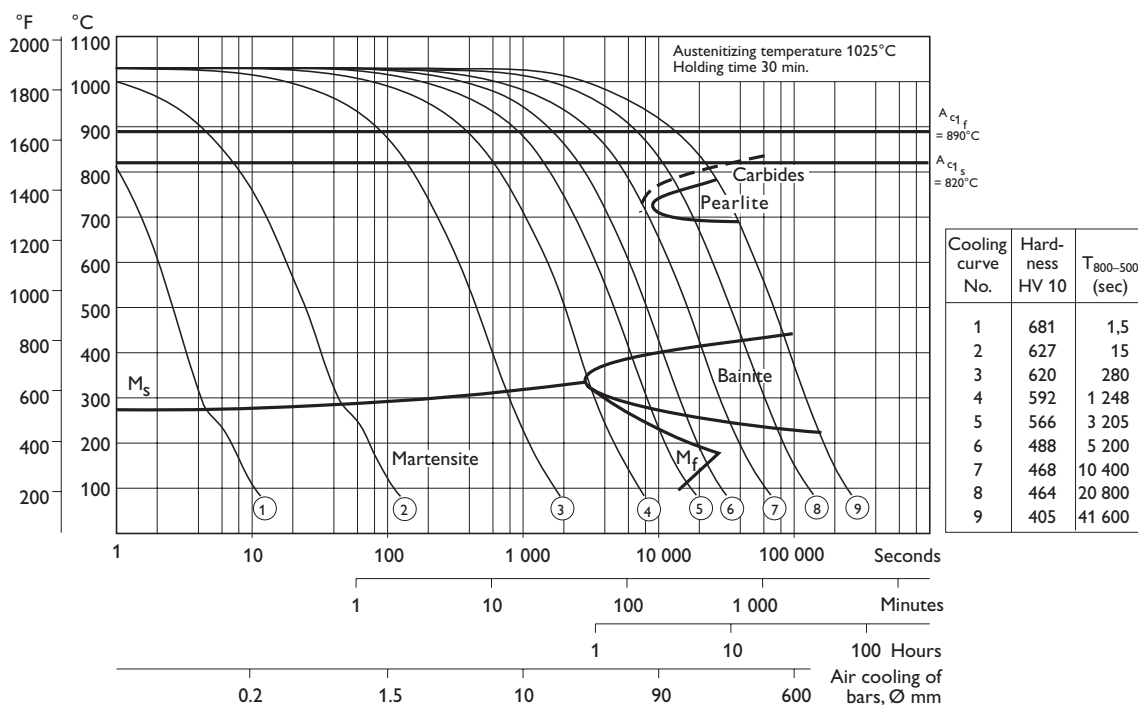
Temperature °C		Soaking time* minutes	Hardness before tempering
°F			
1000	1830	30	52 ±2 HRC
1025	1875	30	55 ±2 HRC

* Soaking time = time at hardening temperature after the tool is fully heated through

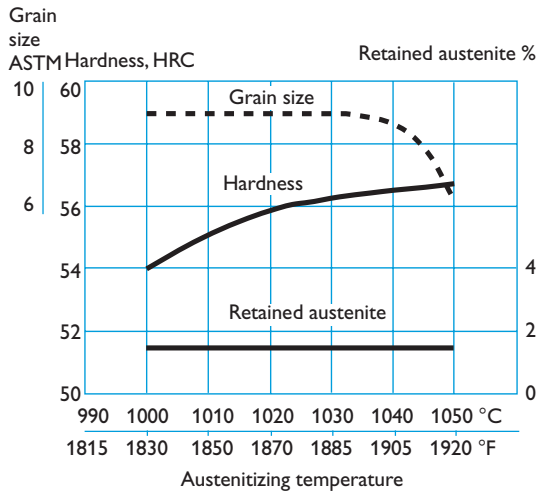
Protect the tool against decarburization and oxidation during austenitizing.

CCT GRAPH

Austenitizing temperature 1025°C (1875°F). Holding time 30 minutes.



HARDNESS, GRAIN SIZE AND RETAINED AUSTENITE AS FUNCTIONS OF AUSTENITIZING TEMPERATURE



Quenching

As a general rule, quench rates should be as rapid as possible. Accelerated quench rates are required to optimize tool properties specifically with regards to toughness and resistance to gross cracking. However, risk of excessive distortion and cracking must be considered.

QUENCHING MEDIA

The quenching media should be capable of creating a fully hardened microstructure. Different quench rates for Uddeholm Dievar are defined by the CCT graph, page 5.

RECOMMENDED QUENCHING MEDIA

- High speed gas/circulating atmosphere
- Vacuum (high speed gas with sufficient positive pressure). An interrupted quench at 320–450°C (610–840°F) is recommended where distortion control and quench cracking are a concern
- Martempering bath, salt bath or fluidized bed at 450–550°C (840–1020°F)
- Martempering bath, salt bath or fluidized bed at 180–200°C (360–390°F)
- Warm oil, approx. 80°C (180°F)

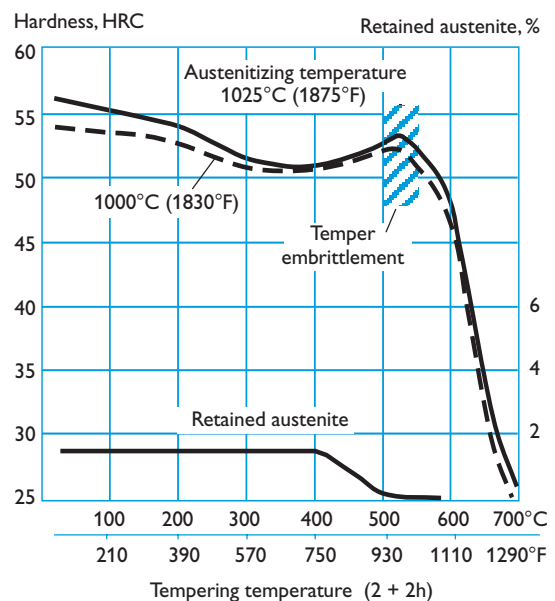
Note: Temper the tool as soon as its temperature reaches 50–70°C (120–160°F).

Tempering

Choose the tempering temperature according to the hardness required by reference to the tempering graph below. Temper minimum three times for die casting dies and minimum twice for forging and extrusion tools with intermediate cooling to room temperature. Holding time at temperature minimum 2 hours.

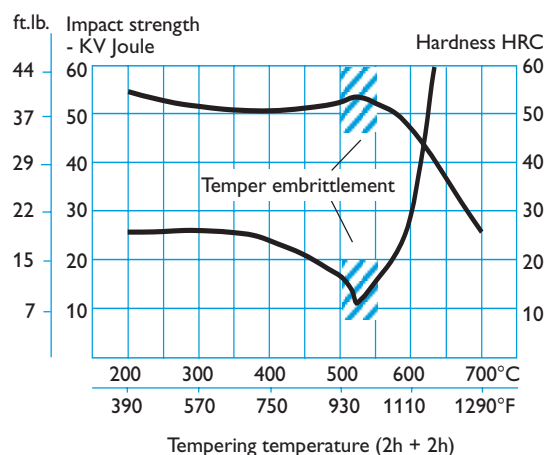
Tempering in the range of 500–550°C (930–1020°F) for the intended final hardness will result in a lower toughness.

TEMPERING GRAPH



EFFECT OF TEMPERING TEMPERATURE ON ROOM TEMPERATURE CHARPY V NOTCH IMPACT ENERGY

Short transverse direction.



Dimensional changes during hardening and tempering


During hardening and tempering the tool is exposed to both thermal and transformation stresses. These stresses will result in distortion. Insufficient levels of machine stock may result in slower than recommended quench rates during heat treatment. In order to predict maximum levels of distortion with a proper quench, a stress relief is always recommended between rough and semi-finish machining, prior to hardening.

For a stress relieved Uddeholm Dievar tool a minimum machine stock of 0,3% is recommended to account for acceptable levels of distortion during a heat treatment with a rapid quench.

Nitriding and nitrocarburizing

Nitriding and nitrocarburizing result in a hard surface layer which has the potential to improve resistance to wear and soldering, as well as resistance to premature heat checking. Uddeholm Dievar can be nitrided and nitrocarburized via a plasma, gas, fluidized bed, or salt process. The temperature for the deposition process should be minimum 25–50°C (50–90°F) below the highest previous tempering temperature, depending upon the process time and temperature. Otherwise a permanent loss of core hardness, strength, and/or dimensional tolerances may be experienced.

During nitriding and nitrocarburizing, a brittle compound layer, known as the white layer, may be generated. The white layer is very brittle and may result in cracking or spalling when exposed to heavy mechanical or thermal loads. As a general rule the white layer formation must be avoided.



Nitriding in ammonia gas at 510°C (950°F) or plasma nitriding at 480°C (895°F) both result in a surface hardness of approx. 1100 HV_{0,2}.

In general, plasma nitriding is the preferred method because of better control over nitrogen potential. However, careful gas nitriding can give same results.

The surface hardness after nitrocarburizing in either gas or salt bath at 580°C (1075°F) is approx. 1100 HV_{0,2}.

Depth of nitriding

Process	Time	Depth*	Hardness HV _{0,2}
Gas nitriding at 510°C (950°F)	10 h	0,16 mm 0,0063 inch	1100
	30 h	0,22 mm 0,0087 inch	1100
Plasma nitriding at 480°C (895°F)	10 h	0,15 mm 0,0059 inch	1100
Nitrocarburizing – in gas at 580°C (1075°F) – in salt bath at 580°C (1075°F)	2 h	0,13 mm 0,0051 inch	1100
	1 h	0,08 mm 0,0031 inch	1100

* Depth of case = distance from surface where hardness is 50 HV_{0,2} over base hardness

Cutting data recommendations

The cutting data below are to be considered as guiding values which must be adapted to existing local condition.

The recommendations, in following tables, are valid for Uddeholm Dievar in soft annealed condition approx. 160 HB.

Turning

Cutting data parameters	Turning with carbide		Turning with high speed steel
	Rough turning	Fine turning	Fine turning
Cutting speed (v_c) m/min f.p.m.	150–200 490–655	200–250 655–820	15–20 50–65
Feed (f) mm/r i.p.r.	0,2–0,4 0,008–0,016	0,05–0,2 0,002–0,008	0,05–0,3 0,002–0,012
Depth of cut (a_p) mm inch	2–4 0,08–0,16	0,5–2 0,02–0,08	0,5–2 0,02–0,08
Carbide designation ISO US	P20–P30 C6–C5 Coated carbide	P10 C7 Coated carbide or cermet	– –

Milling

FACE- AND SQUARE SHOULDER MILLING

Cutting data parameters	Milling with carbide	
	Rough milling	Fine milling
Cutting speed (v_c) m/min f.p.m.	130–180 430–590	180–220 590–720
Feed (f_z) mm/tooth inch/tooth	0,2–0,4 0,008–0,016	0,1–0,2 0,004–0,008
Depth of cut (a_p) mm inch	2–4 0,08–0,16	–2 –0,08
Carbide designation ISO US	P20–P40 C6–C5 Coated carbide	P10 C7 Coated carbide or cermet

END MILLING

Cutting data parameters	Type of milling		
	Solid carbide	Carbide indexable insert	High speed steel
Cutting speed (v_c) m/min f.p.m.	130–170 425–560	120–160 390–520	25–30 ¹⁾ 80–100 ¹⁾
Feed (f_z) mm/tooth inch/tooth	0,03–0,20 ²⁾ 0,001–0,008 ²⁾	0,08–0,20 ²⁾ 0,003–0,008 ²⁾	0,05–0,35 ²⁾ 0,002–0,014 ²⁾
Carbide designation ISO US	–	P20–P30 C6–C5	– –

¹⁾ For coated HSS end mill $v_c = 45–50$ m/min. (150–160 f.p.m.)

²⁾ Depending on radial depth of cut and cutter diameter

Drilling

HIGH SPEED STEEL TWIST DRILL

Drill diameter		Cutting speed (v_c)		Feed (f)	
mm	inch	m/min	f.p.m.	mm/r	i.p.r.
– 5	–3/16	15–20*	49–66*	0,05–0,15	0,002–0,006
5–10	3/16–3/8	15–20*	49–66*	0,15–0,20	0,006–0,008
10–15	3/8–5/8	15–20*	49–66*	0,20–0,25	0,008–0,010
15–20	5/8–3/4	15–20*	49–66*	0,25–0,35	0,010–0,014

* For coated HSS drill $v_c = 35–40$ m/min. (110–130 f.p.m.)

CARBIDE DRILL

Cutting data parameters	Type of drill		
	Indexable insert	Solid carbide	Carbide tip ¹⁾
Cutting speed (v_c) m/min f.p.m.	180–220 590–720	120–150 390–490	60–90 195–295
Feed (f) mm/r i.p.r.	0,05–0,25 ²⁾ 0,002–0,01 ²⁾	0,10–0,25 ²⁾ 0,004–0,01 ²⁾	0,15–0,25 ²⁾ 0,006–0,01 ²⁾

¹⁾ Drill with replaceable or brazed carbide tip

²⁾ Depending on drill diameter

Cutting data recommendations

The cutting data below should be considered as guidelines only. These guidelines must be adapted to local machining conditions.

The recommendations, in following tables, are valid for Uddeholm Dievar hardened and tempered to 44–46 HRC.

Turning

Cutting data parameters	Turning with carbide	
	Rough turning	Fine turning
Cutting speed (v_c) m/min f.p.m.	40–60 130–195	70–90 230–295
Feed (f) mm/r i.p.r.	0,2–0,4 0,008–0,016	0,05–0,2 0,002–0,008
Depth of cut (a_p) mm inch	1–2 0,04–0,08	0,5–1 0,02–0,04
Carbide designation ISO US	P20–P30 C6–C5 Coated carbide	P10 C7 Coated carbide or mixed ceramic

Drilling

HIGH SPEED STEEL TWIST DRILL (TiCN COATED)

Drill diameter		Cutting speed (v_c)		Feed (f)	
mm	inch	m/min	f.p.m.	mm/r	i.p.r.
– 5	–3/16	4–6	13–20	0,05–0,10	0,002–0,004
5–10	3/16–3/8	4–6	13–20	0,10–0,15	0,004–0,006
10–15	3/8–5/8	4–6	13–20	0,15–0,20	0,006–0,008
15–20	5/8–3/4	4–6	13–20	0,20–0,30	0,008–0,012

CARBIDE DRILL

Cutting data parameters	Type of drill		
	Indexable insert	Solid carbide	Carbide tip ¹⁾
Cutting speed (v_c) m/min f.p.m.	60–80 195–260	60–80 195–260	40–50 130–160
Feed (f) mm/r i.p.r.	0,05–0,25 ²⁾ 0,002–0,01 ²⁾	0,10–0,25 ²⁾ 0,004–0,01 ²⁾	0,15–0,25 ²⁾ 0,006–0,01 ²⁾

¹⁾ Drill with replaceable or brazed carbide tip

²⁾ Depending on drill diameter

Milling

FACE- AND SQUARE SHOULDER MILLING

Cutting data parameters	Milling with carbide	
	Rough milling	Fine milling
Cutting speed (v_c) m/min f.p.m.	50–90 160–295	90–130 295–425
Feed (f_z) mm/tooth inch/tooth	0,2–0,4 0,008–0,016	0,1–0,2 0,004–0,008
Depth of cut (a_p) mm inch	2–4 0,08–0,16	–2 –0,08
Carbide designation ISO US	P20–P40 C6–C5 Coated carbide	P10 C7 Coated carbide or cermet

END MILLING

Cutting data parameters	Type of milling		
	Solid carbide	Carbide indexable insert	High speed steel TiCN coated
Cutting speed (v_c) m/min f.p.m.	60–80 195–260	70–90 230–295	5–10 16–33
Feed (f_z) mm/tooth inch/tooth	0,03–0,20 ¹⁾ 0,001–0,008 ¹⁾	0,08–0,20 ¹⁾ 0,003–0,008 ¹⁾	0,05–0,35 ¹⁾ 0,002–0,014 ¹⁾
Carbide designation ISO US	–	P10–P20 C6–C5	–

¹⁾ Depending on radial depth of cut and cutter diameter

Grinding

A general grinding wheel recommendation is given below. More information can be found in the Uddeholm publication “Grinding of Tool Steel”.

WHEEL RECOMMENDATION

Type of grinding	Soft annealed condition	Hardened condition
Face grinding straight wheel	A 46 HV	A 46 HV
Face grinding segments	A 24 GV	A 36 GV
Cylindrical grinding	A 46 LV	A 60 KV
Internal grinding	A 46 JV	A 60 IV
Profile grinding	A 100 LV	A 120 JV

Electrical Discharge Machining—EDM

Following the EDM process, the applicable die surfaces are covered with a resolidified layer (white layer) and a rehardened and untempered layer, both of which are very brittle and hence detrimental to die performance. If EDM is used the white layer must be completely removed mechanically by grinding or stoning. After the finish machining the tool should also then be given an additional temper at approx. 25°C (50°F) below the highest previous tempering temperature.

Further information is given in the Uddeholm brochure “EDM of Tool Steel”.

Further information

Please contact your local Uddeholm office for further information on the selection, heat treatment, application and availability of Uddeholm tool steels.

Welding

Welding of die components can be performed, with acceptable results, as long as the proper precautions are taken during the preparation of the joint, the filler material selection, the preheating of the die, the controlled cooling of the die and the post weld heat treatment processes. The following guidelines summarize the most important welding process parameters.

For more detailed information refer to the Uddeholm brochure “Welding of Tool Steel”.

Welding method	TIG	MMA
Preheating temperature*	325–375°C (620–710°F)	325–375°C (620–710°F)
Filler metals	DIEVAR TIG-Weld QRO 90 TIG-Weld	QRO 90 Weld
Maximum interpass temperature	475°C (880°F)	475°C (880°F)
Post welding cooling	20–40°C/h (35–70°F/h) for the first 2–3 hours and then freely in air.	
Hardness after welding	50–55 HRC	50–55 HRC
<i>Heat treatment after welding</i>		
Hardened condition	Temper at 25°C (50°F) below the highest previous tempering temperature.	
Soft annealed condition	Soft-anneal the material at 850°C (1560°F) in protected atmosphere. Then cool in the furnace at 10°C (20°F) per hour to 600°C (1110°F) then freely in air.	

* Preheating temperature must be established throughout the die and must be maintained for the entirety of the welding process, to prevent weld cracking

Europe

Austria

Representative office
UDDEHOLM
Albstraße 10
DE-73765 Neuhausen
Telephone: +49 7158 9865-0
www.uddeholm.de

Belgium

UDDEHOLM
Europark Oost 7
B-9100 Sint-Niklaas
Telephone: +32 3 780 56 20
www.uddeholm.be

Croatia

BÖHLER UDDEHOLM Zagreb
d.o.o za trgovinu
Zitnjak b.b
10000 Zagreb
Telephone: +385 1 2459 301
Telefax: +385 1 2406 790
www.bohler-uddeholm.hr

Czech Republic

BÖHLER UDDEHOLM CZ s.r.o.
Division Uddeholm
U Silnice 949
161 00 Praha 6, Ruzyně
Telephone: +420 233 029 850,8
www.uddeholm.cz

Denmark

UDDEHOLM A/S
Kokmose 8, Bramdrupdam
DK-6000 Kolding
Telephone: +45 75 51 70 66
www.uddeholm.dk

Estonia

UDDEHOLM TOOLING AB
Silikatsiidi 7
EE-11216 Tallinn
Telephone: +372 655 9180
www.uddeholm.ee

Finland

OY UDDEHOLM AB
Ritakuja 1, PL 57
FI-01741 VANTAA
Telephone: +358 9 290 490
www.uddeholm.fi

France

Head office
UDDEHOLM
Z.I. de Mitry-Compans, 12 rue Mercier,
FR-77297 Mitry Mory Cedex
Telephone: +33 (0)1 60 93 80 10
www.uddeholm.fr

Branch offices

UDDEHOLM S.A.
77bis, rue de Vesoul
La Nef aux Métiers
FR-25000 Besançon
Telephone: +33 (0)381 53 12 19

LE POINT ACIERS
UDDEHOLM - Aciers à outils
Z.I. du Recou, Avenue de Champlevvert
FR-69520 GRIGNY
Telephone: +33 (0)4 72 49 95 61

LE POINT ACIERS
UDDEHOLM - Aciers à outils
Z.I. Nord 27, rue François Rochaix
FR-01100 OYONNAX
Telephone: +33 (0)4 74 73 48 66

Germany

Head office
UDDEHOLM
Hansaallee 321
DE-40549 Düsseldorf
Telephone: +49 211 5351-0
www.uddeholm.de

Branch offices

UDDEHOLM
Falkenstrasse 21
DE-65812 Bad Soden/TS
Telephone: +49 6196 6596-0

UDDEHOLM
Albstraße 10
DE-73765 Neuhausen
Telephone: +49 7158 9865-0

UDDEHOLM
Friederikenstraße 14b
DE-06493 Harzgerode
Telephone: +49 39484 727 267

Great Britain

UDDEHOLM DIVISION
BOHLER-UDDEHOLM (UK) LIMITED
European Business Park
Taylors Lane, Oldbury
GB-West Midlands B69 2BN
Telephone: +44 121 552 5511
Telefax: +44 121 544 2911
www.uddeholm.co.uk

Greece

STASSINOPOULOS-UDDEHOLM
STEEL TRADING S.A.
20, Athinon Street
GR-Piraeus 18540
Telephone: +30 210 4172 109
www.uddeholm.gr

SKLERO S.A.
Heat Treatment and Trading of Steel
Uddeholm Tool Steels
Industrial Area of Thessaloniki
P.O. Box 1123
GR-57022 Sindos, Thessaloniki
Telephone: +30 2310 79 76 46
www.sklero.gr

Hungary

UDDEHOLM TOOLING/BOK
Dunaharaszti, Jedlik Ányos út 25
HU-2331 Dunaharaszti 1. Pf. 110
Telephone/fax: +36 24 492 690
www.uddeholm.hu

Ireland

Head office:
UDDEHOLM DIVISION
BOHLER-UDDEHOLM (UK) LIMITED
European Business Park
Taylors Lane, Oldbury
UK-West Midlands B69 2BN
Telephone: +44 121 552 5511
Telefax: +44 121 544 2911
www.uddeholm.co.uk
Dublin:
Telephone: +353 1845 1401

Italy

UDDEHOLM
Divisione della Bohler Uddeholm
Italia S.p.A.
Via Palizzi, 90
IT-20157 Milano
Telephone: +39 02 39 49 211
www.uddeholm.it

Latvia

UDDEHOLM TOOLING LATVIA SIA
Piedrujas Street 7
LV-1035 Riga
Telephone: +371 7 702133
latvia@assab.com

Lithuania

UDDEHOLM TOOLING AB
BE PLIENAS IR METALAI
T. Masiulio 18B
LT-52459 Kaunas
Telephone: +370 37 370613, -669
www.besteel.lt

The Netherlands

UDDEHOLM
Isolatorweg 30
NL-1014 AS Amsterdam
Telephone: +31 20 581 71 11
www.uddeholm.nl

Norway

UDDEHOLM A/S
Jernkroken 18
Postboks 85, Kalbakken
NO-0902 Oslo
Telephone: +47 22 91 80 00
www.uddeholm.no

Poland

BOHLER UDDEHOLM POLSKA
Sp. z o.o./Co. Ltd.
ul. Kolejowa 291, Dziekanów Polski,
PL-05-092 Lomianki
Telephone: +48 22 429 2260, -203, -204
www.uddeholm.pl

Portugal

F RAMADA Açoes e Industrias S.A.
P.O. Box 10
PT-3881 Ovar Codex
Telephone: +351 256 580580
www.ramada.pt

Romania

BÖHLER-UDDEHOLM Romania SRL
Atomistilor Str. No 96-102
077125 - com. Magurele, Jud. Ilfov.
Telephone: +40 214 575007
Telefax: +40 214 574212

Russia

UDDEHOLM TOOLING CIS
9A, Lipovaya Alleya, Office 509
RU-197183 Saint Petersburg
Telephone: +7 812 6006194
www.uddeholm.ru

Slovakia

Bohler-Uddeholm Slovakia s.r.o.
divizia UDDEHOLM
Čsl.Armády 5622/5
SK-036 01 Martin
Telephone: +421 (0)434 212 030
www.uddeholm.sk

Slovenia

Representative office
UDDEHOLM
Divisione della Bohler Uddeholm
Italia S.p.A.
Via Palizzi, 90
IT-20157 Milano
Telephone: +39 02 39 49 211
www.uddeholm.it

Spain

Head office
UDDEHOLM
Guiñféré 690-692
ES-08918 Badalona, Barcelona
Telephone: +34 93 460 1227
www.acerosuddeholm.com

Branch office

UDDEHOLM
Barrio San Martín de Arteaga,132
Pol.Ind. Torrelarragoiti
ES-48170 Zamudio (Bizkaia)
Telephone: +34 94 452 13 03

Sweden

Head office
UDDEHOLM TOOLING SVENSKA AB
Aminogatan 25
SE-431 53 Mölndal
Telephone: +46 31 67 98 50
www.uddeholm.se

Branch offices

UDDEHOLM TOOLING SVENSKA AB
Box 45
SE-334 21 Anderstorp
Telephone: +46 371 160 15

UDDEHOLM TOOLING SVENSKA AB
Box 148
SE-631 03 Eskilstuna
Telephone: +46 16 15 79 00

UDDEHOLM TOOLING SVENSKA AB
Aminogatan 25
SE-431 53 Mölndal
Telephone: +46 31 67 98 70

UDDEHOLM TOOLING SVENSKA AB
Nya Tanneforsvägen 96
SE-582 42 Linköping
Telephone: +46 13 15 19 90

UDDEHOLM TOOLING SVENSKA AB
Derbyvägen 22
SE-212 35 Malmö
Telephone: +46 40 22 32 05

UDDEHOLM TOOLING SVENSKA AB
Honnörsgratan 24
SE-352 36 Växjö
Telephone: +46 470 457 90

Switzerland

HERTSCH & CIE AG
General Wille Strasse 19
CH-8027 Zürich
Telephone: +41 44 208 16 66
www.hertsch.ch

Turkey

Head office
ASSAB Korkmaz Celik A.S.
Organize Sanayi Bölgesi
2. Cadde No: 26 Y. Dudullu
34776 Umraniye
TR-Istanbul
Telephone: +90 216 420 1926
www.assabkorkmaz.com

America

Argentina

ACEROS BOEHLER UDDEHOLM S.A
Mozart 40
1619-Centro Industrial Garin
Garin-Prov.
AR-Buenos Aires
Telephone: +54 332 7444 440
www.uddeholm.com.ar

Brazil

AÇOS BOHLER-UDDEHOLM DO
BRASIL LTDA- DIV. UDDEHOLM
Estrada Yae Massumoto, 353
CEP 09842-160
BR-Sao Bernardo do Campo - SP Brazil
Telephone: +55 11 4393 4560, 4554
www.uddeholm.com.br

Canada

Head Office & Warehouse
BOHLER-UDDEHOLM LIMITED
2595 Meadowvale Blvd.
Mississauga, ON L5N 7Y3
Telephone: +1 905 812 9440
www.bucanada.com

Branch Warehouses
BOHLER-UDDEHOLM LIMITED
3521 Rue Ashby
St. Laurent, QC H4R 2K3
Telephone: +1 514 333 8000

BOHLER-UDDEHOLM LIMITED
730 Eaton Way - Unit #10
New Westminster, BC V3M 6J9
Telephone: +1 604 525 3354

Heat Treating
BOHLER-UDDEHOLM
THERMO-TECH
2645 Meadowvale Blvd.
Mississauga, ON L5N 7Y4
Telephone: +1 905 812 9440

Colombia

AXXECOL S.A.
Carrera 35 No 13-20
Apartado Aereo 80718
CO-Bogota 6
Telephone: +57 1 2010700
www.axxecol.com

ASTECO S.A.
Carrera 54 No 35-12
Apartado Aereo 663
CO-Medellin
Telephone: +57 (4) 444 0122
www.asteco.com.co

Dominican Republic

RAMCA, C. POR A.
P-2289
P.O. Box 025650
Miami, Fl. 33102
Telephone: +1 809 682 4011
domrep@assab.com

Ecuador

IVAN BOHMAN C.A.
Apartado 1317
Km 6 1/2 Via a Daule
Guayaquil
Telephone: +593 42 254111
www.ivanbohman.com.ec

IVAN BOHMAN C.A.
Casilla Postal 17-01370
Quito
Telephone: +593 2 2248001
www.ivanbohman.com.ec

El Salvador

ACAUSA DE C.V.
25 Ave. Sur, no 763
Zona 1
SV-San Salvador
Telephone: +503 22 71 1700
www.acavisa.com

Guatemala

IMPORTADORA ESCANDINAVA
Apartado postal 11C
GT-Guatemala City
Telephone: +502 23 659270
guatemala@assab.com

Honduras

ACAUSA DE C.V.
25 Ave. Sur, no 763
Zona 1
SV-San Salvador
Telephone: +503 22 71 1700
www.acavisa.com

Mexico

Head office
ACEROS BOHLER UDDEHOLM S.A.
de C.V.
Calle Ocho No 2, Letra "C"
Fraccionamiento Industrial Alce Blanco
C.P. 52787 Naucalpan de Juarez
MX-Estado de Mexico
Telephone: +52 55 9172 0242
www.bu-mexico.com

Branch office
BOHLER-UDDEHOLM MONTERREY,
NUEVO LEON
Lerdo de Tejada No.542
Colonia Las Villas
MX-66420 San Nicolas de Los Garza,
N.L.
Telephone: +52 81 83 525239

Peru

C.I.P.E.S.A.
Av. Oscar R. Benavides
(ante Colonial) No. 2066
PE-Lima 1
Telephone: +51 1 336 8673
peru@assab.com

U.S.A.

Head office and Warehouse
BOHLER-UDDEHOLM
CORPORATION
2505 Millennium Drive
Elgin IL 60124
Telephone: 1-630-883-3000 or
1-800-652-2520
Sales phone: 1-800-638-2520
www.bucorp.com

Region East Warehouse
BOHLER-UDDEHOLM
CORPORATION
220 Cherry Street
Shrewsbury MA 01545

Region Central Warehouse
BOHLER-UDDEHOLM
CORPORATION
548 Clayton Ct.
Wood Dale IL 60191

Region West Warehouse
BOHLER-UDDEHOLM
CORPORATION
9331 Santa Fe Springs Road
Santa Fe Springs, CA 90670

Venezuela

PRODUCTOS HUMAR C.A.
Av. Bolivar, Zona Industrial
La Trinidad
Edificio. Distribuidora Agrofor, C.A.
Piso 3, VE-Caracas 1080
Telephone: +58 212 942 1994 or
+58 212 915 7073
humar@assab.com

Other Countries in America

ASSAB INTERNATIONAL AB
Box 42
SE-171 11 Solna, Sweden
Telephone: +46 8 564 616 70
www.assab.se

Asia & Pacific

Australia

BOHLER UDDEHOLM Australia
129-135 McCredie Road
Guildford NSW 2161
Private Bag 14
AU-Sydney
Telephone: +61 2 9681 3100
www.buau.com.au

Bangladesh

ASSAB INTERNATIONAL AB
P.O. Box 17595
Jebel Ali
AE-Dubai
Telephone: +971 488 12165
www.assab.se

North China

Head office
ASSAB Tooling (Beijing) Co Ltd
No.10A Rong Jing Dong Jie
Beijing Economic Development Area
Beijing 100176, China
Telephone: +86 10 6786 5588
www.assabsteels.com

Branch offices

ASSAB Tooling (Beijing) Ltd
Dalian Branch
8 Huanghai Street, Haerbin Road
Economic & Technical Develop. District
Dalian 116600, China
Telephone: +86 411 8761 8080

ASSAB Qingdao Office
Room 2521, Kexin Mansion
No. 228 Liaoning Road, Shibei District
Qingdao 266012, China
Telephone: +86 532 8382 0930

ASSAB Tianjin Office
No.12 Puwangli Wanda Xincheng
Xinyibai Road, Beichen District
Tianjin 300402, China
Telephone: +86 22 2672 0006

Central China

Head office
ASSAB Tooling Technology
(Shanghai) Co Ltd
No. 4088 Humin Road
Xinzhuan Industrial Zone
Shanghai 201108, China
Telephone: +86 21 5442 2345
www.assabsteels.com

Branch offices

ASSAB Tooling Technology
(Ningbo) Co Ltd
No. 218 Longjiaoshan Road
Vehicle Part Industrial Park
Ningbo Economic & Technical Dev.
Zone
Ningbo 315806, China
Telephone: +86 574 8680 7188

ASSAB Tooling Technology
(Chongqing) Co Ltd
Plant C, Automotive Industrial IPark
Chongqing Economic & Technological
Development Zone
Chongqing 401120, China
Telephone: +86 23 6745 5698

South China

Head office
ASSAB Steels (HK) Ltd
Room 1701-1706
Tower 2 Grand Central Plaza
138 Shatin Rural Committee Road
Shatin NT - Hong Kong
Telephone: +852 2487 1991
www.assabsteels.com

Branch offices

ASSAB Tooling (Dongguan) Co Ltd
Northern District
Song Shan Lake Science & Technology
Industrial Park
Dongguan 523808, China
Telephone: +86 769 2289 7888
www.assabsteels.com

ASSAB Tooling (Xiamen) Co Ltd
First Floor Universal Workshop
No. 30 Huli Zone
Xiamen 361006, China
Telephone: +86 592 562 4678

Hong Kong

ASSAB Steels (HK) Ltd
Room 1701-1706
Grand Central Plaza, Tower 2
138 Shatin Rural Committee Road
Shatin NT, Hong Kong
Telephone: +852 2487 1991
www.assabsteels.com

India

ASSAB Sripad Steels LTD
T 303 D.A.V. Complex
Mayur Vihar Ph I Extension
IN-Delhi-110 091
Telephone: +91 11 2271 2736
www.assabsripad.com

ASSAB Sripad Steels LTD
709, Swastik Chambers
Sion-Trombay Road
Chembur
IN-Mumbai-400 071
Telephone: +91 22 2522-7110, -8133
www.assabsripad.com

ASSAB Sripad Steels LTD
Padmalaya Towers
Janaki Avenue
M.R.C. Nagar
IN-Chennai-600 028
Telephone: +91 44 2495 2371
www.assabsripad.com

ASSAB Sripad Steels LTD
19X, D. P. P. Road
Naktola Post Office
IN-Kolkata-700 047
Telephone: +91 (33) 400 1645
www.assabsripad.com

ASSAB Sripad Steels LTD
Ground floor, Plot No 11-6-8
Opp IDPL Factory Out Gate
Balanagar
IN-Hyderabad-500 037
Telephone: +91 (40) 2377 8148
www.assabsripad.com

Indonesia

Head office
PT ASSAB Steels Indonesia
Jl. Rawagelam III No. 5
Kawasan Industri Pulogadung
Jakarta 13930, Indonesia
Telephone: +62 21 461 1314
www.assabsteels.com

Branch offices

SURABAYA BRANCH
Jl. Berbek Industri 1/23
Surabaya Industrial Estate, Rungkut
Surabaya 60293, East Java, Indonesia
Telephone: +62 31 843 2277

MEDAN BRANCH
Komplek Griya Riaturn Indah
Blok A No.138
Jl. T. Amir Hamzah
Halvetia Timur, Medan 20124
Telephone: +62 61 847 7935/6

BANDUNG BRANCH
Komp. Ruko Bumi Kencana
Jl. Titian Kencana Blok E
No.5 Bandung 40233
Telephone: +62 22 604 1364

TANGERANG BRANCH
Pusat Niaga Cibodas
Blok C No. 7 Tangerang
Telephone: +62 21 921 9596, 551 2732

SEMARANG BRANCH
Jl. Imam Bonjol No.155
R.208 Semarang 50124
Telephone: +62 358 8167

Iran

ASSAB INTERNATIONAL AB
P.O. Box 19395
IR-1517 TEHRAN
Telephone: +98 21 888 35392
www.assabiran.com

Israel

**PACKER YADPAZ QUALITY
STEELS Ltd**
P.O. Box 686
Ha-Yarkon St. 7, Industrial Zone
IL-81106 YAVNE
Telephone: +972 8 932 8182
www.packer.co.il

Japan

UDDEHOLM KK
Atago East Building
3-16-11 Nishi Shinbashi
Minato-ku, Tokyo 105-0003, Japan
Telephone: + 81 3 5473 4641
www.assabsteels.com

Jordan

ENGINEERING WAY Est.
P.O. Box 874
Abu Alanda
JO-AMMAN 11592
Telephone: +962 6 4161962
engineeringway@assab.com

Malaysia

Head office
ASSAB Steels (Malaysia) Sdn Bhd
Lot 19, Jalan Perusahaan 2
Batu Caves Industrial Estate
68100 Batu Caves
Selangor Malaysia
Telephone: +60 3 6189 0022
www.assabsteels.com

Branch offices

BUTTERWORTH BRANCH
Plot 146a
Jalan Perindustri Bukit Minyak 7
Kawasan Perindustri Bukit Minyak
14000 Bukit Mertajam, SPT Penang
Telephone: +60 4 507 2020

JOHOR BRANCH
No. 8, Jalan Persiaran Teknologi
Taman Teknologi
81400 Senai
Johor DT, Malaysia
Telephone: +60 7 598 0011

New Zealand

VIKING STEELS
25 Beach Road, Otahuhu
P.O. Box 13-359, Onehunga
NZ-Auckland
Telephone: +64 9 270 1199
www.ssm.co.nz

Pakistan

ASSAB International AB
P.O. Box 17595
Jebel Ali
AE-Dubai
Telephone: +971 488 12165
www.assab.se

Philippines

**ASSOCIATED SWEDISH STEELS
PHILS Inc.**
No. 3 E. Rodriguez Jr., Avenue
Bagong Ilog, Pasig City
Philippines
Telephone: +632 671 1953/2048
www.assabsteels.com

Republic of Korea

Head office
ASSAB Steels (Korea) Co Ltd
116B-8L, 687-8, Kojan-dong
Namdong-ku
Incheon 405-310, Korea
Telephone: +82 32 821 4300
www.assabsteels.com

Branch offices

BUSAN BRANCH
14B-5L, 1483-9, Songjeong-dong
Kangseo-ku, Busan 618-270, Korea
Telephone: +82 51 831 3315

DAEGU BRANCH
Room 27, 7-Dong2 F
Industry Materials Bldg.1629
Sangyeog-Dong, Buk-Ku
Korea-Daegu 702-710
Telephone: +82 53 604 5133

Lebanon

WARDE STEEL & METALS SARL MET
Charles Helou Av, Warde Bldg
P.O. Box 165886
LB-Beirut
Telephone: +961 1 447228
lebanon@assab.com

Saudi Arabia

ASSAB INTERNATIONAL AB
P.O. Box 255092
SA-Riyadh 11353
Telephone: +966 1 4466542
assab@emirates.net.ae

Singapore

Head office Pacific
ASSAB Pacific Pte Ltd
171, Chin Swee Road
No. 07-02, SAN Centre
SG-Singapore 169877
Telephone: +65 6534 5600
www.assabsteels.com

Jurong

ASSAB Steels Singapore (Pte) Ltd
18, Penjuru Close
SG-608616 Singapore
Telephone: +65 6862 2200

Sri Lanka

GERMANIA COLOMBO PRIVATE Ltd.
451/A Kandy Road
LK-Kelaniya
Telephone: +94 11 2913556
www.iwsholdings.com

Syria

WARDE STEEL & METALS SARL MET
Charles Helou Av, Warde Bldg
P.O. Box 165886
LB-Beirut
Telephone: +961 1 447228
lebanon@assab.com

Taiwan

Head office
ASSAB Steels (Taiwan) Co Ltd
No. 112 Wu Kung 1st Rd.
Wu Ku Industry Zone
TW-Taipei 248-87, Taiwan (R.O.C.)
Telephone: +886 2 2299 2849
www.assabsteels.com

Branch offices

NANTOU BRANCH
No. 10, Industry South 5th Road
Nan Kang Industry Zone
Nantou 540-66, Taiwan (R.O.C.)
Telephone: +886 49 225 1702

TAINAN BRANCH
No. 180, Yen He Street,
Yong Kang City
Tainan 710-82, Taiwan (R.O.C.)
Telephone: +886 6 242 6838

Thailand

ASSAB Steels (Thailand) Ltd
9/8 Soi Theedintai,
Taeparak Road, Bangplee,
Samutprakarn 10540, Thailand
Telephone: +66 2 385 5937,
+66 2 757 5017
www.assabsteels.com

United Arab Emirates

ASSAB INTERNATIONAL AB
P.O. Box 17595
Jebel Ali
AE-Dubai
Telephone: +971 488 12165
www.assab.se

Vietnam

CAM Trading Steel Co Ltd
90/8 Block 5, Tan Thoi Nhat Ward
District 12, Ho Chi Minh City
Vietnam
Telephone: +84 8 5920 920
www.assabsteels.com

Other Asia

ASSAB INTERNATIONAL AB
Box 42
E-171 11 Solna, Sweden
Telephone: +46 8 564 616 70
www.assab.se

Africa

Egypt

**MISR SWEDEN FOR
ENGINEERING IND.**
Montaser Project No 20
Flat No 14
Al Ahram Street-El Tabia
EG-Giza Cairo
Telephone: +254 20 7797751
www.assab.se

Kenya

SANDVIK Kenya Ltd
P.O. Box 18264
Post code 00500
KE-Nairobi
Telephone: +254 20 532 866
info@sandvik.co.ke

Morocco

MCM Distribution
4 Bis, Rue 8610 - Z.I.
2035 Charguia 1
TN-Tunis
Telephone: + 216 71 802 479

South Africa

UDDEHOLM Africa (Pty.) Ltd.
P.O. Box 539
ZA-1600 Isando/Johannesburg
Telephone: +27 11 974 2791
www.bohler-uddeholm.co.za

Tunisia

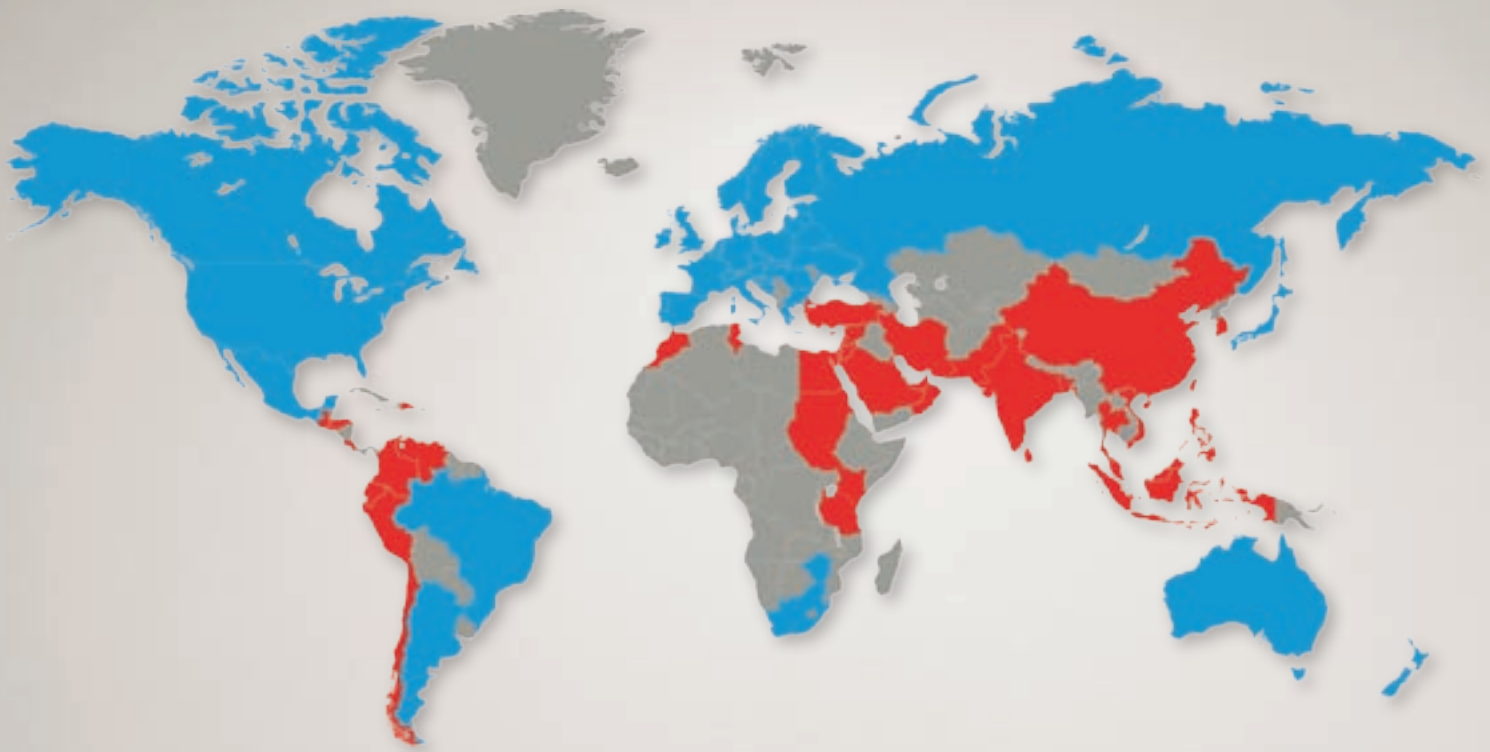
MCM Distribution
4 Bis, Rue 8610 - Z.I.
2035 Charguia 1
TN-Tunis
Telephone: + 216 71 802 479
www.mcm.com.tn

Zimbabwe

Representative office:
UDDEHOLM Africa (Pty.) Ltd.
P.O. Box 539
ZA-1600 Isando/Johannesburg
Telephone: +27 11 974 2781
www.bohler-uddeholm.co.za

Other African Countries

ASSAB INTERNATIONAL AB
Box 42
SE-171 11 Solna, Sweden
Telephone: +46 8 564 616 70
www.assab.se



Network of excellence

Uddeholm is present on every continent. This ensures you high-quality Swedish tool steel and local support wherever you are. Assab is our wholly-owned subsidiary and exclusive sales channel, representing Uddeholm in various parts of the world. Together we secure our position as the world's leading supplier of tooling materials.

Uddeholm is the world's leading supplier of tooling materials. This is a position we have reached by improving our customers' everyday business. Long tradition combined with research and product development equips Uddeholm to solve any tooling problem that may arise. It is a challenging process, but the goal is clear – to be your number one partner and tool steel provider.

Our presence on every continent guarantees you the same high quality wherever you are. Assab is our wholly-owned subsidiary and exclusive sales channel, representing Uddeholm in various parts of the world. Together we secure our position as the world's leading supplier of tooling materials. We act worldwide, so there is always an Uddeholm or Assab representative close at hand to give local advice and support. For us it is all a matter of trust – in long-term partnerships as well as in developing new products. Trust is something you earn, every day.

For more information, please visit www.uddeholm.com or www.assab.com

TRUST IS SOMETHING YOU EARN, EVERY DAY.
STRENGTH IN INNOVATION
WORLDWIDE PRESENCE
SOMETHING YOU EARN, EVERY DAY.
TOUGHNESS STRENGTH IN INNOVATION
KNOWLEDGE
RELIABILITY
OF EXCELLENCE
AUTOMOTIVE AND
ECONOMY THE
TOTAL ECONOMY
DUCTILITY TOUGHNESS
HARDNESS WORLDWIDE
TRUST IS SOMETHING YOU EARN, EVERY DAY.
UNDERSTANDING MACHINERY
RESULTS SOLVING PROBLEMS
ECONOMY THE WORLD
STRENGTH IN INNOVATION
TOUGHNESS STRENGTH IN INNOVATION
KNOWLEDGE
RELIABILITY
LASTING TOOLS TOTAL
YOU EARN, EVERY DAY. LONG
OF THINKING HIGH PERFORMANCE
OF TOOLING MATERIALS
INNOVATION KNOWLEDGE
STRENGTH IN INNOVATION KNOWLEDGE
RELIABILITY LONG DURABILITY
TRUST IS SOMETHING YOU EARN, EVERY DAY.
PROBLEMS AUTOMOTIVE

